

In this issue:

- May Meeting Minutes
- 2023 Schedule
- May Autocross Photos & Results
- Season CLASS and PAX Points
- Autocross Basics
- Empire Invasion!
- 2023 Sponsors & Board Members

Don't Look Back

The nice thing about Solo Autocross Racing is you don't have to check your mirrors or give someone a point by like a track day event. At the end of the day you can reflect on how well you did from the timing sheet and PAX points but there is nothing gained by playing the "woulda, shoulda, coulda" game. Developing your driving skills involves lots of seat time so look forward to the next event instead of what happened behind you.



Myota at 24 Hours of Lemons

***"What's behind you
doesn't matter."***

-Enzo Ferrari

May Meeting Minutes

The Redwood Sports Car Club General Meeting was held at Babe's Pizza in Cutten on Wednesday, May 10th. A total of 22 members and guests were in attendance including club officers and board members. Club President Ken Goldie called the meeting to order at 6:30 pm. Club Treasurer Mara Green gave a report on the club financials. New sponsors Ray's Old Town Auto & Muffler, Frank Jorge Excavating, and Total Image Embroidery. Wells Fargo "misplaced" a recent deposit of Club funds. Club Secretary Ron Garton reported the minutes of the April meeting. In Old Business, Ken Goldie is working with the utility contractor to fix bad asphalt patches on Maple Creek Road for the Korb Hill Climb. Jared DeLong reported that the Hoopa Tribe is interested in bringing back the annual Hoopa Hill Climb. Ken Goldie reported that the insurance quote from NHA for the Korb Hill Climb is \$1400. A discussion was also had with Loren Fisher on insurance for the Two Seat Car Show Event. Jared DeLong discussed using "Track Patch" to repair potholes at Samoa. In New Business, Ken Goldie announced Redwood Acres would like to host an Autocross demonstration at the Fair event June 21-25. Loren Fisher acquired a new cable and print cartridges for the timing computer. Loren Fisher also needs volunteers for the Two Seat Car Show. Ken Goldie requested volunteers for setting up the May autocross event. Scott Lezchuk discussed the Maryhill Hill Climb. Marvin Goss won the raffle for a free autocross day. The meeting was adjourned at 7:12pm.



2023 RSCC Event Schedule

RSCC Autocross & Events

<u>Date</u>	<u>Event</u>	<u>Location</u>	<u>Chair</u>
January 21/22 *	Autocross	Samea Dragstrip	Nick LaPinta
February 11/12*	Autocross	Samea Dragstrip	Tim Burrus
March 11/12 *	Autocross	Samea Dragstrip	TBA
April 15/16	Autocross	Samea Dragstrip	Andrew Harden
May 13/14	Autocross	Samea Dragstrip	Ken Goldie
June 10th	Two Seat Car Show	Woodley Island	Loren Fisher
June 17/18	Autocross	Samoa Dragstrip	Joel Rosser
July 22/23	Hill Climb	Korbel	Ken Goldie
August 12/13	Autocross	Samoa Dragstrip	Andrew Harden
September 16/17	Autocross	Samoa Dragstrip	Brett Gronemeyer
October 14/15	Enduro	Samoa Dragstrip	Ron Garton
November 18th	Banquet	TBA	RSCC Board of Directors

All dates are subject to change!

* non-points pre-season events are subject to cancellation due to weather.

General meetings are the 2nd Wednesday of each month at 6:30pm. Meetings are currently being held at **Babe's Pizza** in Cutten, 4015 Walnut Drive. Come early and enjoy their great pizza or pasta!



May Autocross Photos & Results

The point season opener was held May 13th & 14th at the Samoa Dragstrip. Event Chairman Ken Goldie created a fast course that was fun for everyone.



May Autocross Photos & Results cont...



May Autocross Photos & Results cont...



REDWOOD SPORTS CAR CLUB											
Run Group 1						Run Group 2					
Driver	Car	Class	Time	Time	Time	Driver	Car	Class	Time	Time	Time
Lepp	MGF	OPU	00:58.1	01:04.5	01:10.9	Ph...	RAE	ST	01:58.1	02:04.5	02:10.9
Rea	Mate	FTS	01:18.1	01:24.5	01:30.9	Tr...	RAE	ST	02:18.1	02:24.5	02:30.9
Scott	Teste	EXX	01:38.1	01:44.5	01:50.9	Ma...	RAE	ST	02:38.1	02:44.5	02:50.9
...

Top Time Of Day
Kenny Goldie
415.90

Announcements




May Autocross Photos & Results cont...



REDWOOD SPORTS CAR CLUB												Top Time Of Day
Run Group 1						Run Group 2						
Cone Killers						The Almostless Few						
Driver	Car	SP	Time	Time	Time	Driver	Car	SP	Time	Time	Time	
Mike	B/EZ	L78	53.35	50.73	51.68	Lois	MGZ	904N	53.84	51.32	51.55	Kenny
Tim	B/EZ	574	53.37	51.28	51.64	Ben	MK5	975	53.84	51.32	51.55	Goldie
Maria	NZ2000	415	53.45	51.36	51.75	Jason	MK5	978	53.84	51.32	51.55	45.69
Keene/Goldie	Ford	EM	53.46	51.36	51.75	Scott	Ten3 B	5VX	53.84	51.32	51.55	Announcements
Chris	Civic	NFF	53.47	51.36	51.75	Ben	2400P	2A	53.84	51.32	51.55	
Chris	Ford	NFF	53.48	51.36	51.75	Ben	2400P	2A	53.84	51.32	51.55	Get the Factor
Jose	Lexus	DAP	53.49	51.36	51.75	Ben	2400P	2A	53.84	51.32	51.55	
Kell	Volvo	NFF	53.50	51.36	51.75	Ben	2400P	2A	53.84	51.32	51.55	All - Around
Nick	Brands	MK5	53.51	51.36	51.75	Ben	2400P	2A	53.84	51.32	51.55	
Brand	Volvo	NFF	53.52	51.36	51.75	Ben	2400P	2A	53.84	51.32	51.55	
Dan	Ford	Del	53.53	51.36	51.75	Ben	2400P	2A	53.84	51.32	51.55	
Tim	Volvo	AS	53.54	51.36	51.75	Ben	2400P	2A	53.84	51.32	51.55	
Walt	Mazda	ESP	53.55	51.36	51.75	Ben	2400P	2A	53.84	51.32	51.55	
Chris	SLS00	PS	53.56	51.36	51.75	Ben	2400P	2A	53.84	51.32	51.55	
Sam	Alfa	NFF	53.57	51.36	51.75	Ben	2400P	2A	53.84	51.32	51.55	
Andreas	Mazda	DSP	53.58	51.36	51.75	Ben	2400P	2A	53.84	51.32	51.55	
Ed	Com	PPP	53.59	51.36	51.75	Ben	2400P	2A	53.84	51.32	51.55	

May Autocross Photos & Results cont...

Chair: Kenny Goldie		print ver. 45063.65589	45.90	time	pax	pax	05/13/23 Redwood Sports Car Club																		
CLASS	#	FIRST NAME:	LAST NAME	CAR	BEST	Pos.	PAX	Pos.	0/0	Using 2023 PAX values								Un-Official Results (times are in seconds.)							
					TIME	(rank)	Time	(rank)	points	c's	1st	c's	2nd	c's	3rd	c's	4th	c's	5th	c's	6th	c's	7th	c's	8th
AS		GERHY	FOSTER	12 CORVETTE	49.35	7	40.62	3	952		53.34		49.35		50.07		50.01		50.55	1	60.57		49.63		0.00
AS		JOHN	ROUSH	01 DODGE VIPER	58.04	28	47.77	29	809		66.69		DNF64		60.76		DNF79		60.96		60.42		58.04		0.00
CS		JERRY	ROBERTS	99 PORSCHE BOX	53.55	19	43.43	14	890		97.98		61.87		57.88		DNF55		56.68		53.55		53.65		0.00
DS		BRANDON	STEPHENS	99 BMW M3	58.00	27	46.86	27	825		69.82		60.58		58.00		60.01		59.30		58.34		58.00		0.00
ES		JESSE	LINDER	MIATA	51.48	11	40.77	4	948		55.51		52.55		DNF58		52.70		52.27	1	55.51		51.48		0.00
ES		NICK	BROADDUS	92 MAZDA MIATA	56.17	23	44.49	18	869		58.62		56.99		56.43		56.59		57.55		56.17		60.27		0.00
FS		MIKE	STRANDE	13 BMW M3	52.04	13	42.31	10	913		57.99		55.74		53.67		53.03		52.69		68.44		52.04		0.00
FS		CHRIS	GRIFFITH	04 SL500	53.15	16	43.21	13	894		54.76		83.48		53.88		57.82		57.06		53.15	1	56.13		0.00
FS		HEATHER	GRIFFITH	04 MERC SL500	55.55	22	45.16	20	856		62.84		DNF67		DNF59		55.55		55.81		56.23		57.81		0.00
GS		ADRIAN	LEWIS	91 LEXUS LS400	56.84	24	45.13	19	856		59.32		DNF59		DNF57		57.13		59.19		56.84		DNF		0.00
HS		JOHNNY	JOHNSON	94 HONDA DEL SOL	53.19	17	41.81	9	924		67.99		54.71		54.24		55.13		53.22		53.19		53.94		0.00
HS		MARVIN	GOSS	91 NISSAN NX200	57.60	26	45.27	21	854		66.60		61.28		59.90		60.14		58.68		58.44		57.60		0.00
STS		RON	GARTON	91 MAZDA MIATA	53.88	21	43.86	16	881		61.99		62.26		54.70		54.14		53.95		54.70		53.88		0.00
STS		TROY	UDELL	91 MAZDA MIATA	57.41	25	46.73	26	827		61.41		59.32		57.95		59.29		58.88		59.06		57.41		0.00
STS		BRANDON	ARNESON	95 DEL SOL	58.21	29	47.38	28	816	1	78.45		60.14		59.27		71.91		59.28		58.21		DNF57		0.00
STX		MIKE	HENDRIKS	19 SUBARU BRZ	50.63	9	41.36	8	934		53.59		53.31		52.42		52.01		51.75		51.29		50.63		0.00
STX		TINA	JORDAN	19 SUBARU BRZ	60.34	30	49.30	30	784		84.50		70.01		67.58		72.07		63.38		61.65		60.34		0.00
STR		BRETT	GRONEMEYER	99 MAZDA MIATA	49.34	6	41.00	6	943		51.67		49.80		50.06		49.57		49.75		49.35		49.34		0.00
STR		JARED	DELONG	92 MAZDA MIATA	51.05	10	42.42	11	911		66.83		51.53		51.05		53.01		DNF		51.06		51.77		0.00
SST		TIM	BURRUS	01 CORVETTE	48.41	3	40.52	2	954		51.39		49.61		48.51		50.78		48.45		48.87		48.41		0.00
ESP		JAY	WEST	19 FORD MUSTANG	48.96	5	41.13	7	940	1	53.57		49.73	1	51.11		49.73		48.97		49.22		48.96		0.00
FSP		ED	SMITH	02 TOYOTA CAMRY	53.59	20	44.37	17	871		72.63		54.04		53.98		DNF53		54.29		54.04		53.59		0.00
XA		NICHOLAS	LAPINTA	95 NISSAN 240sx	48.44	4	40.79	5	948		DNF50		50.12		49.32		DNF50		49.36		48.95		48.44		0.00
XB		ANDREW	HARDEN	94 HONDA CIVIC	51.55	12	43.71	15	884		53.21		52.51		51.55		54.05	1	65.81		DNF		DNS		0.00
EVX		SCOTT	LEZCHUK	20 TESLA 3	46.45	2	38.65	1	1000	1	50.45		48.70		48.67	1	51.19		47.83		47.00		46.45		0.00
SMF		ALLEN	RICHARDS	96 HONDA CIVIC	50.14	8	42.47	12	910		DNF52		52.10		51.17		51.93		53.24		51.49		50.14		0.00
SMF		ERIC	HICKMAN	18 CIVIC TYPE R	53.49	18	45.31	22	853		DNF56		DNF56		55.23		DNF55		DNF53		53.49		DNF53		0.00
SSM		GORDON	CARTER	71 PORSCHE 911	52.51	14	46.16	25	837		DNF62		55.83		55.46		54.19		53.49		53.57		52.51		0.00
OSPU		LOREN	FISHER	73 MGBENZ	52.88	15	45.90	23	842		DNF56		53.31		53.46		53.73		52.88		DNF		DNF		0.00
AM		KENNY	GOLDIE	26 FORDARU	45.90	1	45.90	24	842		47.22		47.07		45.90		DNS		DNS		DNS		DNS		0.00




Time by rank		45063.65589	Time	Rank
KENNY	GOLDIE	26 FORDARU	45.90	1
SCOTT	LEZCHUK	20 TESLA 3	46.45	2
TIM	BURRUS	01 CORVETTE	48.41	3
NICHOLAS	LAPINTA	95 NISSAN 240sx	48.44	4
JAY	WEST	19 FORD MUSTANG	48.96	5
BRETT	GRONEMEYER	99 MAZDA MIATA	49.34	6
GERHY	FOSTER	12 CORVETTE	49.35	7
ALLEN	RICHARDS	96 HONDA CIVIC	50.14	8
MIKE	HENDRIKS	19 SUBARU BRZ	50.63	9
JARED	DELONG	92 MAZDA MIATA	51.05	10
JESSE	LINDER	MIATA	51.48	11
ANDREW	HARDEN	94 HONDA CIVIC	51.55	12
MIKE	STRANDE	13 BMW M3	52.04	13
GORDON	CARTER	71 PORSCHE 911	52.51	14
LOREN	FISHER	73 MGBENZ	52.88	15
CHRIS	GRIFFITH	04 SL500	53.15	16
JOHNNY	JOHNSON	94 HONDA DEL SOL	53.19	17
ERIC	HICKMAN	18 CIVIC TYPE R	53.49	18
JERRY	ROBERTS	99 PORSCHE BOXSTER	53.55	19
ED	SMITH	02 TOYOTA CAMRY	53.59	20
RON	GARTON	91 MAZDA MIATA	53.88	21
HEATHER	GRIFFITH	04 MERC SL500	55.55	22
NICK	BROADDUS	92 MAZDA MIATA	56.17	23
ADRIAN	LEWIS	91 LEXUS LS400	56.84	24
TROY	UDELL	91 MAZDA MIATA	57.41	25
MARVIN	GOSS	91 NISSAN NX2000	57.60	26
BRANDON	STEPHENS	99 BMW M3	58.00	27
JOHN	ROUSH	01 DODGE VIPER RT10	58.04	28
BRANDON	ARNESON	95 DEL SOL	58.21	29
TINA	JORDAN	19 SUBARU BRZ	60.34	30

PAX by Rank		May 13, 2023	Time	Rank	Points
SCOTT	LEZCHUK	20 TESLA 3	38.65	1	1000
TIM	BURRUS	01 CORVETTE	40.52	2	954
GERHY	FOSTER	12 CORVETTE	40.62	3	952
JESSE	LINDER	MIATA	40.77	4	948
NICHOLAS	LAPINTA	95 NISSAN 240sx	40.79	5	948
BRETT	GRONEMEYER	99 MAZDA MIATA	41.00	6	943
JAY	WEST	19 FORD MUSTANG	41.13	7	940
MIKE	HENDRIKS	19 SUBARU BRZ	41.36	8	934
JOHNNY	JOHNSON	94 HONDA DEL SOL	41.81	9	924
MIKE	STRANDE	13 BMW M3	42.31	10	913
JARED	DELONG	92 MAZDA MIATA	42.42	11	911
ALLEN	RICHARDS	96 HONDA CIVIC	42.47	12	910
CHRIS	GRIFFITH	04 SL500	43.21	13	894
JERRY	ROBERTS	99 PORSCHE BOXSTER	43.43	14	890
ANDREW	HARDEN	94 HONDA CIVIC	43.71	15	884
RON	GARTON	91 MAZDA MIATA	43.86	16	881
ED	SMITH	02 TOYOTA CAMRY	44.37	17	871
NICK	BROADDUS	92 MAZDA MIATA	44.49	18	869
ADRIAN	LEWIS	91 LEXUS LS400	45.13	19	856
HEATHER	GRIFFITH	04 MERC SL500	45.16	20	856
MARVIN	GOSS	91 NISSAN NX2000	45.27	21	854
ERIC	HICKMAN	18 CIVIC TYPE R	45.31	22	853
LOREN	FISHER	73 MGBENZ	45.90	23	842
KENNY	GOLDIE	26 FORDARU	45.90	24	842
GORDON	CARTER	71 PORSCHE 911	46.16	25	837
TROY	UDELL	91 MAZDA MIATA	46.73	26	827
BRANDON	STEPHENS	99 BMW M3	46.86	27	825
BRANDON	ARNESON	95 DEL SOL	47.38	28	816
JOHN	ROUSH	01 DODGE VIPER RT10	47.77	29	809
TINA	JORDAN	19 SUBARU BRZ	49.30	30	784



May Autocross Photos & Results cont...

Chair: Kenny Goldie				print ver. 45.69	time	pax		pax		05/14/23 Redwood Sports Car Club															
Car Event # 10 "POINTS"				45061.63077	BEST	Pos.	PAX	Pos.	0/0	Using 2023 PAX values Un-Official Results (times are in seconds.)															
CLASS	#	FIRST NAME:	LAST NAME	CAR	TIME	(rank)	Time	(rank)	points	c's	1st	c's	2nd	c's	3rd	c's	4th	c's	5th	c's	6th	c's	7th	c's	8th
AS		GERHY	FOSTER	12 CORVETTE	47.96	5	39.47	3	974	2	62.32		50.06		49.43		50.63		49.06		47.96		48.83		DNF52
CS		JERRY	ROBERTS	99 PORSCHE BOX	52.44	20	42.53	14	904		54.15		53.15		56.76		52.52		53.63		53.82		52.95		52.44
ES		NICK	BROADDUS	92 MAZDA MIATA	55.14	23	43.67	20	880		56.01		55.41		55.67		55.48		55.81	1	57.51		55.14		56.71
FS		MIKE	STRANDE	13 BMW M3	50.85	11	41.34	8	930		56.40		61.36		52.06		51.85		51.96		52.46		51.74		50.85
FS		CHRIS	GRIFFITH	04 SL500	52.49	21	42.67	15	901		54.16		53.72		53.14		52.49		54.16		52.89		52.70	1	63.99
HS		JOHNNY	JOHNSON	94 HONDA DEL SOL	52.25	18	41.07	7	936		55.03		52.42		52.79		52.25		53.22		61.96		52.94		52.67
HS		MARVIN	GOSS	91 NISSAN NX2000	55.60	24	43.70	21	880		60.44		59.45		58.33		57.70		57.65		57.13		55.72		55.60
HS		COSETTE	HUNTER	13 FORD FOCUS	66.79	28	52.50	28	732		99.42		81.95		76.92		73.52		75.75		69.97		66.79		DNF65
HS		SOFIA	GUTIERREZ	06 HONDA CIVIC	68.01	29	53.46	29	719		DNF88		89.71		78.67		73.39		69.29		68.78		DNF68		68.01
HS		KELLI / GRACE	BELT	13 FORD FOCUS	69.63	30	54.73	30	702		121.46		DNF87		83.15		72.86		77.27		96.80		86.35		69.63
STS		RON	GARTON	91 MAZDA MIATA	51.36	14	41.81	12	919		53.16		53.67		53.06		52.89		52.39		52.43		52.05		51.36
STS		JOHNNY Jr.	JOHNSON	99 HONDA CIVIC	52.78	22	42.96	17	895		63.32		65.44		55.27		53.90		53.93		52.80		53.35		52.78
STS		TROY	UDELL	91 MAZDA MIATA	55.78	25	45.40	25	847		59.65		57.54		58.14		56.33		59.36		55.78		56.79		56.05
STS		BRANDON	ARNESON	95 DEL SOL	58.90	26	47.94	26	802		58.90		71.08		DNF		DNS		DNS		DNS		DNS		DNS
STX		MIKE	HENDRIKS	19 SUBARU BRZ	50.72	10	41.44	9	928		53.00		52.47		51.71		50.94		51.48		51.28		51.00		50.72
STX		TINA	JORDAN	19 SUBARU BRZ	59.75	27	48.82	27	787		DNF78		65.95		63.16		74.37		64.81		62.22		61.45		59.75
STR		BRETT	GRONEMEYER	99 MAZDA MIATA	48.73	7	40.49	5	949		50.15		49.21		49.26		48.73		49.17	1	51.90		49.91		49.33
STR		JARED	DELONG	92 MAZDA MIATA	50.14	8	41.67	11	923		50.71		50.79		50.85		60.12		50.27		50.74		50.19		50.14
SST		TIM	BURRUS	01 CORVETTE	46.95	3	39.30	2	978		49.22		48.23		47.76		47.68		48.98		48.01	1	49.93		46.95
DSP		JESSE	LINDER	MYOTA	51.18	12	43.20	18	890		51.99		51.67		51.18		51.57		51.29		52.32		52.29		51.84
DSP		ANDREW	HARDEN	MYOTA	52.18	17	44.04	22	873		55.46		53.71		52.73		72.15		52.41		52.18		54.10		52.58
ESP		JAY	WEST	19 FORD MUSTANG	48.64	6	40.86	6	941		50.69		49.18		49.25	1	51.71		49.22	1	50.47		48.64	1	50.38
FSP		ED	SMITH	02 TOYOTA CAMRY	52.30	19	43.30	19	888		54.39		54.02	1	55.03		53.24		52.75		52.52		52.30		52.37
XA		NICHOLAS	LAPINTA	95 NISSAN 240sx	47.30	4	39.83	4	965		48.86		48.05		48.03		DNF	1	49.98		47.30	1	50.38	1	48.95
XA		REBEKAH	HORVATH	95 NISSAN 240sx	50.38	9	42.42	13	906		64.87		55.63		53.92		53.63		53.25		50.38	1	65.37		
EVX		SCOTT	LEZCHUK	20 TESLA 3	46.20	2	38.44	1	1000		47.43		47.04		46.20		DNF		47.15		46.80		46.44		46.46
EVX		SAM	ALBERS	23 EV6 GT	51.38	15	42.75	16	899		76.58	1	57.74	1	61.00		51.38		DNS		DNS		DNS		DNS
SSM		GORDON	CARTER	71 PORSCHE 911	51.22	13	45.02	23	854		52.96		51.93		51.92		51.22		DNS		DNS		DNS		DNS
OSPU		LOREN	FISHER	73 MGBENZ	51.91	16	45.06	24	853		53.20		53.60		52.96		68.27		74.62		52.81		52.26		51.91
EM		KENNY	GOLDIE	26 FORDARU	45.69	1	41.62	10	923		46.04		45.94		46.24		46.58		45.95		45.69		46.38		46.28



Time by rank				45061.63077	Time	Rank
KENNY	GOLDIE	26 FORDARU	45.69	1		
SCOTT	LEZCHUK	20 TESLA 3	46.20	2		
TIM	BURRUS	01 CORVETTE	46.95	3		
NICHOLAS	LAPINTA	95 NISSAN 240sx	47.30	4		
GERHY	FOSTER	12 CORVETTE	47.96	5		
JAY	WEST	19 FORD MUSTANG	48.64	6		
BRETT	GRONEMEYER	99 MAZDA MIATA	48.73	7		
JARED	DELONG	92 MAZDA MIATA	50.14	8		
REBEKAH	HORVATH	95 NISSAN 240sx	50.38	9		
MIKE	HENDRIKS	19 SUBARU BRZ	50.72	10		
MIKE	STRANDE	13 BMW M3	50.85	11		
JESSE	LINDER	MYOTA	51.18	12		
GORDON	CARTER	71 PORSCHE 911	51.22	13		
RON	GARTON	91 MAZDA MIATA	51.36	14		
SAM	ALBERS	23 EV6 GT	51.38	15		
LOREN	FISHER	73 MGBENZ	51.91	16		
ANDREW	HARDEN	MYOTA	52.18	17		
JOHNNY	JOHNSON	94 HONDA DEL SOL	52.25	18		
ED	SMITH	02 TOYOTA CAMRY	52.30	19		
JERRY	ROBERTS	99 PORSCHE BOXSTER	52.44	20		
CHRIS	GRIFFITH	04 SL500	52.49	21		
JOHNNY Jr.	JOHNSON	99 HONDA CIVIC	52.78	22		
NICK	BROADDUS	92 MAZDA MIATA	55.14	23		
MARVIN	GOSS	91 NISSAN NX2000	55.60	24		
TROY	UDELL	91 MAZDA MIATA	55.78	25		
BRANDON	ARNESON	95 DEL SOL	58.90	26		
TINA	JORDAN	19 SUBARU BRZ	59.75	27		
COSETTE	HUNTER	13 FORD FOCUS	66.79	28		
SOFIA	GUTIERREZ	06 HONDA CIVIC	68.01	29		
KELLI / GRACE	BELT	13 FORD FOCUS	69.63	30		

PAX by Rank				May 14, 2023	Time	Rank	Points
SCOTT	LEZCHUK	20 TESLA 3	38.44	1	1000		
TIM	BURRUS	01 CORVETTE	39.30	2	978		
GERHY	FOSTER	12 CORVETTE	39.47	3	974		
NICHOLAS	LAPINTA	95 NISSAN 240sx	39.83	4	965		
BRETT	GRONEMEYER	99 MAZDA MIATA	40.49	5	949		
JAY	WEST	19 FORD MUSTANG	40.86	6	941		
JOHNNY	JOHNSON	94 HONDA DEL SOL	41.07	7	936		
MIKE	STRANDE	13 BMW M3	41.34	8	930		
MIKE	HENDRIKS	19 SUBARU BRZ	41.44	9	928		
KENNY	GOLDIE	26 FORDARU	41.62	10	923		
JARED	DELONG	92 MAZDA MIATA	41.67	11	923		
RON	GARTON	91 MAZDA MIATA	41.81	12	919		
REBEKAH	HORVATH	95 NISSAN 240sx	42.42	13	906		
JERRY	ROBERTS	99 PORSCHE BOXSTER	42.53	14	904		
CHRIS	GRIFFITH	04 SL500	42.67	15	901		
SAM	ALBERS	23 EV6 GT	42.75	16	899		
JOHNNY Jr.	JOHNSON	99 HONDA CIVIC	42.96	17	895		
JESSE	LINDER	MYOTA	43.20	18	890		
ED	SMITH	02 TOYOTA CAMRY	43.30	19	888		
NICK	BROADDUS	92 MAZDA MIATA	43.67	20	880		
MARVIN	GOSS	91 NISSAN NX2000	43.70	21	880		
ANDREW	HARDEN	MYOTA	44.04	22	873		
GORDON	CARTER	71 PORSCHE 911	45.02	23	854		
LOREN	FISHER	73 MGBENZ	45.06	24	853		
TROY	UDELL	91 MAZDA MIATA	45.40	25	847		
BRANDON	ARNESON	95 DEL SOL	47.94	26	802		
TINA	JORDAN	19 SUBARU BRZ	48.82	27	787		
COSETTE	HUNTER	13 FORD FOCUS	52.50	28	732		
SOFIA	GUTIERREZ	06 HONDA CIVIC	53.46	29	719		
KELLI / GRACE	BELT	13 FORD FOCUS	54.73	30	702		

Season Class and PAX Points

CLASS TOTALS

			Apr 15	Apr 16	May 13	May 14
Points and- scoring for 2023						
class	name	Total	P7	P8	P9	P10
AS	GERHY FOSTER	13	3	3	4	3
AS	JOHN ROUSH	3			3	
CS	JERRY ROBERTS	9		3	3	3
DS	BRANDON STEPHENS	3			3	
ES	NICK BROADDUS	6			3	3
ES	JESSE LINDER	3			3	
FS	MIKE STRANDE	16	3	4	5	4
FS	CHRIS GRIFFITH	10		3	4	3
FS	HEATHER GRIFFITH	3			3	
GS	ADRIAN LEWIS	6		3	3	
HS	JOHNNY SR JOHNSON	19	4	4	4	7
HS	MARVIN GOSS	15	3	3	3	6
HS	COSETTE HUNTER	5				5
HS	SOFIA GUTIERREZ	4				4
HS	KELLI / GRACE BELT	3				3
STS	RON GARTON	21	5	5	5	6
STS	TROY UDELL	15	3	4	4	4
STS	BRANDON ARNESON	12	3	3	3	3
STS	JOHNNY JR JOHNSON	5				5
STU	TAYVEO FREE	3	3			
STX	MIKE HENDRIKS	16	4	4	4	4
STX	TINA JORDAN	12	3	3	3	3
STR	BRETT GRONEMEYER	15	3	4	4	4
STR	JARED DELONG	13	4	3	3	3
SST	TIM BURRUS	12	3	3	3	3
DSP	JESSE LINDER	4				4
DSP	ANDREW HARDEN	3				3
ESP	JAY WEST	9	3		3	3
FSP	ED SMITH	6			3	3
XA	NICHOLAS LAPINTA	16	5	4	3	4
XA	RILEY BURTON	7	4	3		
XA	REBEKAH HORVATH	3				3
XA	ROY FULLER	3	3			
XB	ANDREW HARDEN	9	3	3	3	
EVX	SCOTT LEZCHUK	10	3		3	4
EVX	SAM ALBERS	3				3
BS	CHRIS GRIFFITH	3	3			
STH	JOHN BENNETT	3	3			
SMF	ALLEN RICHARDS	12	4	4	4	
SMF	BRANDON HIGH	8	3	5		
SMF	ERIC HICKMAN	6		3	3	
SSM	GORDON CARTER	9	3		3	3
OSPU	LOREN FISHER	12	3	3	3	3
AM	KENNY GOLDIE	10	4	3	3	
AM	MARA GREEN	3	3			
EM	KENNY GOLDIE	3				3

PAX TOTALS

		for PAX points compilation 2023				
		(unverified, please report errors to Loren Fisher)				
16-May		15-Apr	16-Apr	13-May	14-May	
PAX POINTS 2023		Total	P7	P8	P9	P10
TIM	BURRUS	3910	978	1000	954	978
NICHOLAS	LAPINTA	3884	971	1000	948	965
GERHY	FOSTER	3875	960	989	952	974
BRETT	GRONEMEYER	3851	971	988	943	949
MIKE	HENDRIKS	3797	965	970	934	928
JOHNNY SR	JOHNSON	3795	952	983	924	936
MIKE	STRANDE	3794	971	980	913	930
JARED	DELONG	3792	983	975	911	923
RON	GARTON	3718	948	970	881	919
ANDREW	HARDEN	3631	919	955	884	873
CHRIS	GRIFFITH	3567	842	930	894	901
MARVIN	GOSS	3532	875	923	854	880
KENNY	GOLDIE	3450	837	848	842	923
LOREN	FISHER	3438	862	881	842	853
TROY	UDELL	3404	854	876	827	847
BRANDON	ARNESON	3253	812	823	816	802
TINA	JORDAN	3161	782	808	784	787
SCOTT	LEZCHUK	3000	1000		1000	1000
JAY	WEST	2812	931		940	941
ALLEN	RICHARDS	2790	940	940	910	
JERRY	ROBERTS	2690		896	890	904
GORDON	CARTER	2570	879		837	854
BRANDON	HIGH	1891	938	953		
RILEY	BURTON	1880	929	951		
JESSE	LINDER	1838			948	890
ED	SMITH	1759			871	888
ERIC	HICKMAN	1753		900	853	
NICK	BROADDUS	1749			869	880
ADRIAN	LEWIS	1729		873	856	
JOHN	BENNETT	957	957			
REBEKAH	HORVATH	906				906
SAMSON	ALBERS	899				899
JOHNNY JR	JOHNSON	895				895
ROY	FULLER	865	865			
HEATHER	GRIFFITH	856			856	
BRANDON	STEPHENS	825			825	
JOHN	ROUSH	809			809	
MARA	GREEN	768	768			
COSETTE	HUNTER	732				732
SOPHI	GUTIERREZ	719				719
KELLI / GRACE	BELT	702				702
TAYVEO	FREE	1	1			



Autocross Basics


The driver is the most important piece of the puzzle when it comes to autocrossing. A fast car helps, but without a competent driver, that fast car, will end up having slow times around the course. Here are a few tips.

- Look ahead! Look at where you want to go, not what you want to miss (i.e. the cones)
- Be smooth on the gas, on the brakes, and with the steering wheel
- Go slow to go fast. Don't take the tight sections too fast.
- Brake hard! Use your brakes HARD to slow the car, that's what they're for.
- Launch at higher RPM's than you're used to, but try to limit wheel spin.
- Limit gear changes. On most courses, get it into 2nd gear and leave it there. Some courses, and some cars, will require downshifting, but if you're new to the sport, get it into 2nd and leave it there so you can concentrate on other things – you're gonna be busy in the car!



EMPIRE INVASION!

The Jawas were breaking into vehicles in Eureka so they called in the Stormtroopers and some Mandalorian Mercs to bring order to Old Towne, which allowed the Supreme Leader to safely tour the area in his prized Lambo. Looks like he had a little help from our favorite Sith, Darth Hoonigan.





2023 Sponsors

Jay's Mobile Diesel Repair **Quality Body Works**

The Paint Store **Babe's Pizza**

Conti's Automotive **Tetrault Tire**

Ray's Old Town Auto & Muffler

Total Image Embroidery **Elke's Total Image**

Frank George Excavating

For more information on sponsorship opportunities, please email contact any club officer or board member.

2023 RSCC Officers and Board of Directors

Officers:

President **Ken Goldie** **Vice President** **Jesse Linder**

Treasurer **Mara Green** **Secretary** **Ron Garton**

Board Members:

Andrew Harden **Nick LaPinta** **Rebekah Horvath**
Marvin Goss **Jared DeLong**

Alternate:

Gerhy Foster